

Sentinel Manual Launch

For Standard Shipments

1

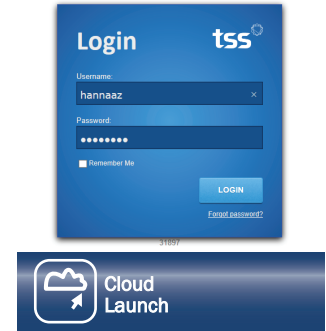
Collect Sentinels for shipment. Press the button to ensure green LED. If not green, press and hold until flashing green and release.



Keep Sentinels <30m to Sentry gateway >15 min

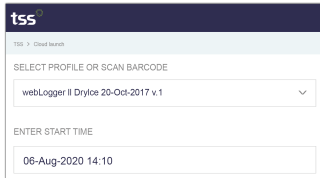
2

- a. Login to az.ccis.se
- b. Select "Cloud Launch"



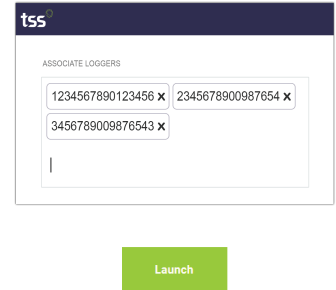
3

- a. Select profile
- b. Add trip data
- c. Scan Sentinel barcodes or type in Sentinel id's



4

- a. Verify correct number of id's listed
- b. Click "Launch"



5

Attach to shipment. The Sentinel monitor contains lithium batteries. Please follow local procedures.



Placement of temperature monitors on the product is outlined in the AZ Quality and Compliance Manual procedure 8-P27